










Reception Activity Grid – Dinosaurs



Please try to complete at least one or two activities at home per half term.

Upload any pictures or videos of any activities you do onto See-Saw for your child's teacher to see.

<u>Personal, Social & Emotional/Communication & Language</u>	<u>Physical Development</u>	<u>Literacy</u>
<p>Talk in the past tense with your adult at home about what facts you have learnt at school about dinosaurs. Can you remember what a carnivore, herbivore and an omnivore is? Can you remember where they live?</p> 	<p>Make your own obstacle course in your garden to practise the jumping, skipping, running, hopping and crawling skills you have learnt at school. Or, if you are at the park and there is an obstacle course then have a go at completing it. Ask your adult to film or take pictures of you completing your obstacle course.</p> 	<p>Can you practise your phase 3 sounds using the sound mat to go through them? Then can you write a sentence for a chosen dinosaur picture (see below). Try and use the word 'and' to extend your sentence.</p> 
<u>Mathematics</u>	<u>Understanding the World</u>	<u>Expressive Arts and Design</u>
<p>Gather items from your house and count how many are there, then share into 2 groups, if it is the same amount in each group then it is an even number, if it is not the same is it an odd number. Write a list of the numbers that are odd and even.</p> <p>Also, please practise writing numbers from 1-20 in numerical order.</p> 	<p>Ask an adult to record you being a news reporter pretending that a dinosaur fossil has been found in your garden! What dinosaur is it? How long has it been buried? How did you find it?</p> 	<p>Stomp! Stomp! Can you draw, paint and cut out your own dinosaur feet to wear and stomp around with. Or use tissue boxes to make your own dinosaur feet! Which dinosaur would you want to be?</p>  

Please note: Children are still required to read for at least 10 minutes per day regardless of the reading stage they are at. We cannot emphasise enough how valuable this reading time is to develop your child's reading skills.





Phase 3 Tricky Words

he	she	we	me	be	was	my
you	all	are	they	because	do	
	so	have	like			